



Revised:

5/22/2009

PARTICIPANTS FPL, PEF, TECO & GULF	SUBJECT APPROVED METERING EQUIPMENT ENCLOSURE LIST	PAGE 1 of 12
--	--	------------------------

APPROVED METERING EQUIPMENT ENCLOSURE LIST

The attached list of self-contained meter sockets and enclosures has been approved for use in the service areas served by the utilities of the Florida Meter Group. Approval is based on the unit's compliance with the FMG specifications, particularly U.L. listing, sealing requirements, bypass characteristics, and certain operational concerns. The FMG makes no claims regarding nameplate ratings or load side attachments beyond the sealed portion of the meter socket. We recommend that all units be used as intended by the manufacturer. All additional data is supplied for informational purposes only.

NOTES:

- A. All commercial or three phase applications require a unit with an approved bypass device. (Configuration 3, 4 or 5)
- B. Aluminum enclosures are recommended in salt spray areas.
- C. Sealing rings (ring-type sockets) along with all lugs/connectors (line and load side) are considered to be part of the meter enclosure. The customer/contractor is thereby responsible for furnishing these items. Please contact your utility representative to determine the proper size lugs/connectors. The sealing ring must be a captive-screw type equivalent to ABB #01L0028G02, Milbank MR-4/A3068, Landis & Gyr #9738-8002, or Ekstrom 10-9090.
- D. The "configuration" refers to the various meter connecting arrangements used to accommodate the utility meter. These configurations are described below:


FMG SELF-CONTAINED CONFIGURATIONS

<u>CONFIGURATIONS</u>	<u>DESCRIPTION & TYPICAL APPLICATION</u>
1	Residential - 4 Terminal Socket, Single Phase, 3 Wire
2	Residential - 5 Terminal Socket, Network, 3 Wire
3	Residential/Commercial - 5 Terminal Socket (w/Bypass), Single Phase, 3 Wire
3a	Residential/Commercial - 5 Terminal Socket (w/Bypass), Network, 3 Wire
4	Commercial - 7 Terminal Socket (w/Bypass), Three Phase, 4 Wire
5	Residential/Commercial - K 7 Base (w/Bypass), Single Phase (FPL Only), Three Phase or Network, 3 or 4 Wire
5a	Residential/Commercial - K4 Base (w/Bypass), Single Phase (TECO, PEF Only)

FPL IT RATED CONFIGURATIONS

<u>CONFIGURATIONS</u>	<u>DESCRIPTION & TYPICAL APPLICATION</u>
6	CTs installed within a padmounted transformer or vault with an IT rated meter socket mounted on a pedestal or wall.
7,8	CTs installed within a wall or pedestal mounted cabinet with an IT rated meter socket. Cabinet size determined by number and size on conduits and conductors.
9	CTs mounted within a customer designed and constructed wall mounted cabinet with an IT rated meter socket. This configuration is for conduit and wire combinations that exceed the capacity of the cabinets listed for configuration 8. Consult with an FPL Representative before designing this configuration.
10	CTs mounted within a weather-head cabinet with an IT rated meter socket. This configuration is allowed only when configurations 1-9 are not possible.
11	Primary Metering within an underground area.
12	Solid State Data Receiver (SSDR) metering.
13	Utility Meter Cabinet for general metering use.

NOTE: Before purchasing any unit, please contact your Utility Representative.



Revised:

5/22/2009

PARTICIPANTS

SUBJECT

PAGE


FPL, PEF, TECO
& Gulf

APPROVED METERING EQUIPMENT ENCLOSURE LIST

2 of 12

Self-Contained Units – Before Purchase, Please Contact your Utility Representative

Manufacturer	Amp Rating	Catalog Number (* - any number or letter)	Phase	Over/Under	# Pos	# Term	Bypass Y/N	Configuration (AL=Aluminium)
Cutler Hammer	100	UTZ-6R1131C-FLCH	1	Ov/Un	6	4/5	N	1,2
Cutler Hammer	100	UTZ-xR1121C-FLCH (where x=2-5)	1	Ov/Un	2-5	4/5	N	1,2
Cutler Hammer	125	1MP2122RRL or RRLC	1	Ov/Un	2	4	N	1,2
Cutler Hammer	125	1MPx124RRL or RRLC (where x=3-4)	1	Ov/Un	3	4	N	1,2
Cutler Hammer	125	1MPx126RRL or RRLC (where x=5-6)	1	Ov/Un	5-6	4	N	1,2
Cutler Hammer	125	3MMx12RRL or RRLC (where x=2-6)	3	Ov/Un	2-6	4	N	1,2
Cutler Hammer	125	CHR (POWER OUTLET PANEL)	1	Ov/Un	1	4	N	1,2
Cutler Hammer	125	UATZ-RS101C-FLCH	1	Ov/Un	1	4/5	N	1,2 AI
Cutler Hammer	125	UTZ-RS101C-FLCH	1	Ov/Un	1	4/5	N	1,2
Cutler Hammer	200	1MMx20RRL or RRLC (where x=3-4)	1	Ov/Un	3-4	4/5	N	3,3a
Cutler Hammer	200	1MP2204RRL or RRLC	1	Ov/Un	2-6	4	N	1,2
Cutler Hammer	200	1MPx206RRL or RRLC (where x=3-6)	1	Ov/Un	2-6	4	N	1,2
Cutler Hammer	200	3MMx20RRL or RRLC or R12RRL (where x=2-4)	1	Ov/Un	2-4	5	N	3,3a
Cutler Hammer	200	CMB1212L200BTS NEW	1	Ov/Un	1	4/5	N	1,2
Cutler Hammer	200	CMBP200BTS NEW	1	Ov/Un	1	4	N	1,2
Cutler Hammer	200	UAT-H4203x-FLCH (where x=B or T)	1	Over	1	4	Y	1 AI
Cutler Hammer	200	UAT-H4213x-FLCH (where x=C or U)	1	Ov/Un	1	4	Y	1 AI
Cutler Hammer	200	UAT-H5203x-FLCH (where x=B or T)	1	Over	1	5	Y	3,3a AI
Cutler Hammer	200	UAT-H5213x-FLCH (where x=C or U)	1	Ov/Un	1	5	Y	3,3a AI
Cutler Hammer	200	UAT-H7203x-FLCH (where x=B or T)	3	Over	1	7	Y	4 AI
Cutler Hammer	200	UAT-H7213x-FLCH (where x=C or U)	3	Ov/Un	1	7	Y	4 AI
Cutler Hammer	200	UAT-RS202B-FLCH	1	Over	1	4/5	N	1,2 AI
Cutler Hammer	200	UAT-RS212C-FLCH	1	Ov/Un	1	4/5	N	1,2 AI
Cutler Hammer	200	UAT-RS213A-FLCH	1	Under	1	4/5	N	1,2 AI
Cutler Hammer	200	UAT-RS213C-FLCH	1	Ov/Un	1	4/5	N	1,2 AI
Cutler Hammer	200	UAT-RS223A-FLCH	1	Under	1	4/5	N	1,2 AI
Cutler Hammer	200	UT-4R2352U-FLCH	1	Ov/Un	4	4/5	N	1,2
Cutler Hammer	200	UT-y4203x-FLCH (where y=E or H & x=B or T)	1	Over	1	4	Y	1
Cutler Hammer	200	UT-y4213x-FLCH (where y=E or H & x=C or U)	1	Ov/Un	1	4	Y	1
Cutler Hammer	200	UT-y5203x-FLCH (where y=E or H & x=B or T)	1	Over	1	5	Y	3,3a
Cutler Hammer	200	UT-y5213x-FLCH (where y=E or H & x=C or U)	1	Ov/Un	1	5	Y	3,3a
Cutler Hammer	200	UT-Hy203x-FLCH (where y=E or H & x=B or T)	3	Over	1	7	Y	4
Cutler Hammer	200	UT-y7213x-FLCH (where y=E or H & x=C or U)	3	Ov/Un	1	7	Y	4
Cutler Hammer	200	UT-RS202B-FLCH	1	Over	1	4/5	N	1,2
Cutler Hammer	200	UT-RS212C-FLCH	1	Ov/Un	1	4/5	N	1,2
Cutler Hammer	200	UT-RS213A-FLCH	1	Under	1	4/5	N	1,2
Cutler Hammer	200	UT-RS213C-FLCH	1	Ov/Un	1	4/5	N	1,2
Cutler Hammer	200	UT-RS223A-FLCH	1	Under	1	4/5	N	1,2
Cutler Hammer	200	UT-xR2332U-FLCH (where x=2-3)	1	Ov/Un	2-3	4/5	N	1,2
Cutler Hammer	200	UT-xR2392UU-FLCH (where x=5-6)	1	Ov/Un	5-6	4/5	N	1,2
Cutler Hammer	225	35MMx20R12 (where x=1-4)	1	Ov/Un	1-4	5	Y	3,3a
Cutler Hammer	225	37MMx20R12 (where x=1-4)	3	Ov/Un	1	7	Y	4
Cutler Hammer	320	1008836x (where x = CH or ECH)	1	Ov/Un	1	4	Y	1
Cutler Hammer	320	1008837x (where x = CH or ECH)	1	Ov/Un	1	4	Y	1 AI
Cutler Hammer	320	UAT-y4300T-FLCH (where y=E or H)	1	Over	1	4	Y	1 AI
Cutler Hammer	320	UAT-y5300T-FLCH (where y=E or H)	1	Over	1	5	Y	3,3a AI



Revised:

5/22/2009

PARTICIPANTS

SUBJECT

PAGE

FPL, PEF, TECO
& Gulf

APPROVED METERING EQUIPMENT ENCLOSURE LIST

3 of 12

Self-Contained Units – Before Purchase, Please Contact your Utility Representative

Manufacturer	Amp Rating	Catalog Number		Phase	Over/Under	# Pos	# Term	Bypass Y/N	Configuration (AL=Aluminium)
Cutler Hammer	320	UAT-y5330U-FLCH	(where y=E or H)	1	Ov/Un	1	5	Y	3,3a AI
Cutler Hammer	320	UAT-y7300T-FLCH	(where y=E or H)	3	Over	1	7	Y	4 AI
Cutler Hammer	320	UAT-y7330U-FLCH	(where y=E or H)	3	Ov/Un	1	7	Y	4 AI
Cutler Hammer	320	UT-y4300T-FLCH	(where y=E or H)	1	Over	1	4	Y	1
Cutler Hammer	320	UT-y5300T-FLCH	(where y=E or H)	1	Over	1	5	Y	3,3a
Cutler Hammer	320	UT-y5330U-FLCH	(where y=E or H)	1	Ov/Un	1	5	Y	3,3a
Cutler Hammer	320	UT-y7300T-FLCH	(where y=E or H)	3	Over	1	7	Y	4
Cutler Hammer	320	UT-y7330U-FLCH	(where y=E or H)	3	Ov/Un	1	7	Y	4
Cutler Hammer	400	35MM140R1240		1	Under	1	5	Y	3
Cutler Hammer	400	35MM240R1240		1	Under	1	5	Y	3
Cutler Hammer	400	37MM140R1240		3	Under	1	7	Y	4
Cutler Hammer	400	37MM240R1240		3	Under	1	7	Y	4
Cutler Hammer	400	CG1212P400BSL		1	Under	1	4	Y	1,2
Cutler Hammer	400	CG404242SHL		1	Under	1	4	Y	1,2
Cutler Hammer	400	CG40SHL		1	Under	1	4	Y	1,2
Cutler Hammer	400	HP404040SHL		1	Under	1	4	Y	1,2
Cutler Hammer	400	HP40SHL		1	Under	1	4	Y	1,2
Cutler Hammer	400	HP816P400BSL		1	Under	1	4	Y	1,2
Cutler Hammer	400	Eaton CH8528K7 (Requires Ridged Lugs)	FPL ONLY	3	Ov/Un	1	7	Y	5
Cutler Hammer	400	Eaton CH8529K7 (Requires Ridged Lugs)	FPL ONLY	3	Ov/Un	1	7	Y	5 AI
Cutler Hammer	600	Eaton CH9507K4 (Requires Ridget Lugs)	TECO ONLY	1	Ov/Un	1	4	Y	5a
Cutler Hammer	600	Eaton CH9526K7 (Requires Ridged Lugs)		3	Ov/Un	1	7	Y	5
Cutler Hammer	600	Eaton CH9527K7 (Requires Ridged Lugs)		3	Ov/Un	1	7	Y	5 AI
Durham	100	UTZ-6R1131C-FL		1	Ov/Un	6	4/5	N	1,2
Durham	100	UTZ-xR1121C-FL	(where x=2-5)	1	Ov/Un	2-5	4/5	N	1,2
Durham	125	UATZ-RS101C-FL		1	Ov/Un	1	4/5	N	1,2 AI
Durham	125	UTZ-RS101C-FL		1	Ov/Un	1	4/5	N	1,2
Durham	200	UAT-H4203x-FL	(where x=B or T)	1	Over	1	4	Y	1 AI
Durham	200	UAT-H4213x-FL	(where x=C or U)	1	Ov/Un	1	4	Y	1 AI
Durham	200	UAT-H5203x-FL	(where x=B or T)	1	Over	1	5	Y	3,3a AI
Durham	200	UAT-H5213x-FL	(where x=C or U)	1	Ov/Un	1	5	Y	3,3a AI
Durham	200	UAT-H7203x-FL	(where x=B or T)	3	Over	1	7	Y	4 AI
Durham	200	UAT-H7213x-FL	(where x=C or U)	3	Ov/Un	1	7	Y	4 AI
Durham	200	UAT-RS202B-FL		1	Over	1	4/5	N	1,2 AI
Durham	200	UAT-RS212C-FL		1	Ov/Un	1	4/5	N	1,2 AI
Durham	200	UAT-RS213A-FL		1	Under	1	4/5	N	1,2 AI
Durham	200	UAT-RS213C-FL		1	Ov/Un	1	4/5	N	1,2 AI
Durham	200	UAT-RS223A-FL		1	Under	1	4/5	N	1,2 AI
Durham	200	UT-4R2352U-FL		1	Ov/Un	4	4/5	N	1,2
Durham	200	UT-H4203x-FL	(where x=B or T)	1	Over	1	4	Y	1
Durham	200	UT-H4213x-FL	(where x=C or U)	1	Ov/Un	1	4	Y	1
Durham	200	UT-H5203x-FL	(where x=B or T)	1	Over	1	5	Y	3,3a
Durham	200	UT-H5213x-FL	(where x=C or U)	1	Ov/Un	1	5	Y	3,3a
Durham	200	UT-H7203x-FL	(where x=B or T)	3	Over	1	7	Y	4
Durham	200	UT-H7213x-FL	(where x=C or U)	3	Ov/Un	1	7	Y	4
Durham	200	UT-RS202B-FL		1	Over	1	4/5	N	1,2



Revised:

5/22/2009

PARTICIPANTS

SUBJECT

PAGE

FPL, PEF, TECO
& Gulf

APPROVED METERING EQUIPMENT ENCLOSURE LIST

4 of 12

Self-Contained Units – Before Purchase, Please Contact your Utility Representative

Manufacturer	Amp Rating	Catalog Number (* - any number or letter)	Phase	Over/Under	# Pos	# Term	Bypass Y/N	Configuration (AL=Aluminium)
Durham	200	UT-RS212C-FL	1	Ov/Un	1	4/5	N	1,2
Durham	200	UT-RS213A-FL	1	Under	1	4/5	N	1,2
Durham	200	UT-RS213C-FL	1	Ov/Un	1	4/5	N	1,2
Durham	200	UT-RS223A-FL	1	Under	1	4/5	N	1,2
Durham	200	UT-xR2332U-FL	1	Ov/Un	2-3	4/5	N	1,2
Durham	200	UT-xR2392UU-FL	1	Ov/Un	5-6	4/5	N	1,2
Durham	320	1008836	1	Ov/Un	1	4	Y	1
Durham	320	1008837	1	Ov/Un	1	4	Y	1 AI
Durham	320	UAT-H4300T-FL	1	Over	1	4	Y	1 AI
Durham	320	UAT-H5300T-FL	1	Over	1	5	Y	3,3a AI
Durham	320	UAT-H5330U-FL	1	Ov/Un	1	5	Y	3,3a AI
Durham	320	UAT-H7300T-FL	3	Over	1	7	Y	4 AI
Durham	320	UAT-H7330U-FL	3	Ov/Un	1	7	Y	4 AI
Durham	320	UT-H4300T-FL	1	Over	1	4	Y	1
Durham	320	UT-H5300T-FL	1	Over	1	5	Y	3,3a
Durham	320	UT-H5330U-FL	1	Ov/Un	1	5	Y	3,3a
Durham	320	UT-H7300T-FL	3	Over	1	7	Y	4
Durham	320	UT-H7330U-FL	3	Ov/Un	1	7	Y	4
Elec.Prod.	100	RVPD-xxxx-FPL	1	Under	2	4	N	1
Elec.Prod.	100	RVP-xxxx-FPL	1	Under	1	4	N	1
Elec.Prod.	200	MHPD-xxxx-FPL	1	Under	2	4	N	1
Elec.Prod.	200	MHP-xxxx-FPL	1	Under	1	4	N	1
Emerson	125	MESBGFXLW11FBZ1	1	Under	1	5	Y	3a
Emerson	125	MESBGFXLW11FBZ1P	1	Under	1	5	Y	3a
Emerson	125	MESBGFXLW11KBZ1	1	Under	1	5	Y	3a
Emerson	125	MESBGFXLW11KBZ1P	1	Under	1	5	Y	3a
Emerson	200	MESBAATLW11FBZ1	1	Under	1	5	Y	3a
Emerson	200	MESBAATLW11FBZ1P	1	Under	1	5	Y	3a
Emerson	200	MESBAATLW11KBZ1	1	Under	1	5	Y	3a
Emerson	200	MESBAATLW11KBZ1P	1	Under	1	5	Y	3a
General Electric	150	TSMF415CSFL	1	Ov/Un	1	4/5	N	1,2
General Electric	150	TSMF815CSFL	1	Ov/Un	1	4/5	N	1,2
General Electric	200	TMPR312x22R	3	Ov/Un	1-4	7	Y	4
General Electric	200	TSMF420CSFL	1	Ov/Un	1	4/5	N	1,2
General Electric	200	TSMF820CSFL	1	Ov/Un	1	4/5	N	1,2
General Electric	400	TMPR31240RB	3	Ov/Un	1	7	Y	4
General Electric	400	TSDR830USCU	1	Under	1	4/5	Y	1,2
General Electric	400	TSDR840UFCU	1	Under	1	4/5	Y	1,2
Landis & Gyr	100	UAT111-XGF	1	Over	1	4/5	N	1
Landis & Gyr	100	UAT131-XGF	1	Over	1	4/5	N	1 AI
Landis & Gyr	200	40005-01F	1	Over	1	5	Y	3,3a
Landis & Gyr	200	40007-01F	3	Over	1	7	Y	4
Landis & Gyr	200	40405-025F	1	Ov/Un	1	5	Y	3,3a
Landis & Gyr	200	40407-025F	3	Ov/Un	1	7	Y	4
Landis & Gyr	200	41005-01F	1	Over	1	5	Y	3,3a
Landis & Gyr	200	41007-01F	3	Over	1	7	Y	4 AI



Revised:

5/22/2009

PARTICIPANTS

SUBJECT

PAGE

FPL, PEF, TECO
& Gulf

APPROVED METERING EQUIPMENT ENCLOSURE LIST

5 of 12

Self-Contained Units – Before Purchase, Please Contact your Utility Representative

Manufacturer	Amp Rating	Catalog Number (* - any number or letter)	Phase	Over/Under	# Pos	# Term	Bypass Y/N	Configuration (AL=Aluminium)
Landis & Gyr	200	41405-025F	1	Ov/Un	1	5	Y	3,3a AI
Landis & Gyr	200	41407-025F	3	Ov/Un	1	7	Y	4 AI
Landis & Gyr	200	UA27x6-ZGF (where x=1 or 3)	1	Ov/Un	2	1	N	1, 1 AI
Landis & Gyr	200	UA37x7-ZGF (where x=1 or 3)	1	Ov/Un	3	1	N	1, 1 AI
Landis & Gyr	200	UA47x9-ZGF (where x=1 or 3)	1	Ov/Un	4	1	N	1, 1 AI
Landis & Gyr	200	UA57x9-MGF (where x=1 or 3)	1	Ov/Un	5	1	N	1, 1 AI
Landis & Gyr	200	UA67x9-MGF (where x=1 or 3)	1	Ov/Un	6	1	N	1, 1 AI
Landis & Gyr	200	UAT317-OGF	1	Over	1	4/5	N	1
Landis & Gyr	200	UAT337-OGF	1	Over	1	4/5	N	1 AI
Landis & Gyr	200	UAT417-PGF	1	Under	1	4/5	N	1,2
Landis & Gyr	200	UAT417-XGF	1	Ov/Un	1	4/5	N	1,2
Landis & Gyr	200	UAT437-PGF	1	Under	1	4/5	N	1 AI
Landis & Gyr	200	UAT437-XGF	1	Ov/Un	1	4/5	N	1 AI
Landis & Gyr	320	41105-02FL	1	Ov/Un	1	5	Y	3,3a AI
Landis & Gyr	320	44707-02FL	3	Ov/Un	1	7	Y	4
Landis & Gyr	320	47705-02FL	1	Ov/Un	1	5	Y	3,3a
Landis & Gyr	320	49005-02FL	1	Ov/Un	1	5	Y	3,3a
Landis & Gyr	320	49007-02FL	3	Ov/Un	1	7	Y	4
Landis & Gyr	320	49105-02FL	1	Ov/Un	1	5	Y	3,3a AI
Landis & Gyr	320	49107-02FL	3	Ov/Un	1	7	Y	4 AI
Landis & Gyr	400	9817-8061 (Requires Ridged Lugs) FPL ONLY	3	Ov/Un	1	7	Y	5
Landis & Gyr	400	9817-8062 (Requires Ridged Lugs) FPL ONLY	3	Ov/Un	1	7	Y	5 AI
Landis & Gyr	400	9817-8528 (Requires Ridged Lugs) FPL ONLY	3	Ov/Un	1	7	Y	5
Landis & Gyr	400	9817-8529 (Requires Ridged Lugs) FPL ONLY	3	Ov/Un	1	7	Y	5 AI
Landis & Gyr	600	9810-9507 (Requires Ridged Lugs) TECO ONLY	1	Ov/Un	1	4	Y	5a
Landis & Gyr	600	9817-9526 (Requires Ridged Lugs)	3	Ov/Un	1	7	Y	5
Landis & Gyr	600	9817-9527 (Requires Ridged Lugs)	3	Ov/Un	1	7	Y	5 AI
Midwest	100	M0xxC010-FMG (where xx=32,36,38,41,51,55,76)	1	Ov-ped	1	4/5	N	1,2
Midwest	100	M0xxC010U-FMG (where xx=32,36,38,41,51,55,76)	1	Un-ped	1	4/5	N	1,2
Midwest	100	M0xxC033-FMG (where xx=32,36,38,41,51,55,76)	1	Ov-ped	1	4/5	N	1,2
Midwest	100	M0xxC033U-FMG (where xx=32,36,38,41,51,55,76)	1	Un-ped	1	4/5	N	1,2
Midwest	100	UTZ-6R1131C-FLMEP	1	Ov/Un	6	4/5	N	1,2
Midwest	100	UTZ-xR1121C-FLMEP (where x=2-5)	1	Ov/Un	2-5	4/5	N	1,2
Midwest	125	UATZ-RS101C-FLMEP	1	Ov/Un	1	4/5	N	1,2 AI
Midwest	125	UTZ-RS101C-FLMEP	1	Ov/Un	1	4/5	N	1,2
Midwest	200	MPx00S0FMG (where x=1-4)	1	Under	1-4	4/5	N	1,2 AI
Midwest	200	MPx00S1FMG (where x=1-4)	1	Under	1-4	4/5	N	1,2 AI
Midwest	200	MPx20B0FMG (where x=1-4)	1	Under	1-4	4/5	N	1,2 AI
Midwest	200	MPx20B1FMG (where x=1-4)	1	Under	1-4	4/5	N	1,2 AI
Midwest	200	PM5x220B0FMG (where x=1-4)	1	Under	1-4	4/5	N	1,2 AI
Midwest	200	UAT-H4203x-FLMEP (where x=B or T)	1	Over	1	4	Y	1 AI
Midwest	200	UAT-H4213x-FLMEP (where x=C or U)	1	Ov/Un	1	4	Y	1 AI
Midwest	200	UAT-H5203x-FLMEP (where x=B or T)	1	Over	1	5	Y	3,3a AI
Midwest	200	UAT-H5213x-FLMEP (where x=C or U)	1	Ov/Un	1	5	Y	3,3a AI
Midwest	200	UAT-H7203x-FLMEP (where x=B or T)	3	Over	1	7	Y	4 AI
Midwest	200	UAT-H7213x-FLMEP (where x=C or U)	3	Ov/Un	1	7	Y	4 AI



Revised:

5/22/2009

PARTICIPANTS

SUBJECT

PAGE

FPL, PEF, TECO
& Gulf

APPROVED METERING EQUIPMENT ENCLOSURE LIST

6 of 12

Self-Contained Units – Before Purchase, Please Contact your Utility Representative

Manufacturer	Amp Rating	Catalog Number (* - any number or letter)		Over/Under Phase	# Pos	# Term	Bypass Y/N	Configuration (AL=Aluminium)
Midwest	200	UAT-RS202B-FLMEP		1 Over	1	4/5	N	1,2 AI
Midwest	200	UAT-RS212C-FLMEP		1 Ov/Un	1	4/5	N	1,2 AI
Midwest	200	UAT-RS213A-FLMEP		1 Under	1	4/5	N	1,2 AI
Midwest	200	UAT-RS213C-FLMEP		1 Ov/Un	1	4/5	N	1,2 AI
Midwest	200	UAT-RS223A-FLMEP		1 Under	1	4/5	N	1,2 AI
Midwest	200	UT-4R2352U-FLMEP		1 Ov/Un	4	4/5	N	1,2
Midwest	200	UT-H4203x-FLMEP	(where x=B or T)	1 Over	1	4	Y	1
Midwest	200	UT-H4213x-FLMEP	(where x=C or U)	1 Ov/Un	1	4	Y	1
Midwest	200	UT-H5203x-FLMEP	(where x=B or T)	1 Over	1	5	Y	3,3a
Midwest	200	UT-H5213x-FLMEP	(where x=C or U)	1 Ov/Un	1	5	Y	3,3a
Midwest	200	UT-H7203x-FLMEP	(where x=B or T)	3 Over	1	7	Y	4
Midwest	200	UT-H7213x-FLMEP	(where x=C or U)	3 Ov/Un	1	7	Y	4
Midwest	200	UT-RS202B-FLMEP		1 Over	1	4/5	N	1,2
Midwest	200	UT-RS212C-FLMEP		1 Ov/Un	1	4/5	N	1,2
Midwest	200	UT-RS213A-FLMEP		1 Under	1	4/5	N	1,2
Midwest	200	UT-RS213C-FLMEP		1 Ov/Un	1	4/5	N	1,2
Midwest	200	UT-RS223A-FLMEP		1 Under	1	4/5	N	1,2
Midwest	200	UT-xR2332U-FLMEP	(where x=2-3)	1 Ov/Un	2-3	4/5	N	1,2
Midwest	200	UT-xR2392UU-FLMEP	(where x=5-6)	1 Ov/Un	5-6	4/5	N	1,2
Midwest	320	1008836MEP		1 Ov/Un	1	4	Y	1
Midwest	320	1008837MEP		1 Ov/Un	1	4	Y	1 AI
Midwest	320	UAT-H4300T-FLMEP		1 Over	1	4	Y	1 AI
Midwest	320	UAT-H5300T-FLMEP		1 Over	1	5	Y	3,3a AI
Midwest	320	UAT-H5330U-FLMEP		1 Ov/Un	1	5	Y	3,3a AI
Midwest	320	UAT-H7300T-FLMEP		3 Over	1	7	Y	4 AI
Midwest	320	UAT-H7330U-FLMEP		3 Ov/Un	1	7	Y	4 AI
Midwest	320	UT-H4300T-FLMEP		1 Over	1	4	Y	1
Midwest	320	UT-H5300T-FLMEP		1 Over	1	5	Y	3,3a
Midwest	320	UT-H5330U-FLMEP		1 Ov/Un	1	5	Y	3,3a
Midwest	320	UT-H7300T-FLMEP		3 Over	1	7	Y	4
Midwest	320	UT-H7330U-FLMEP		3 Ov/Un	1	7	Y	4
Midwest	400	RS455***FMG		1 Under	1	4/5	Y	1,2
Milbank	100	U349y-XL-HSP	(where y=2-6)	1 Ov/Un	2-6	4/5	N	1,2
Milbank	100	U513y-O-100P-FMG	(where y=6-7)	1 Under	1-2	4/5	N	1,2
Milbank	100	U513y-O-100S-FMG	(where y=6-7)	1 Under	1-2	4/5	N	1,2
Milbank	100	UAP349y-XL-HSP	(where y=2-6)	1 Ov/Un	2-6	4/5	N	1,2 AI
Milbank	125	U285y-X-HSP	(where y=2-6)	1 Ov/Un	2-6	4/5	N	1,2
Milbank	125	U3505-XL-HSP		1 Ov/Un	1	5	Y	3,3a
Milbank	125	U3506-XL-TG-HSP		3 Ov/Un	1	7	Y	4
Milbank	125	U513y-O-125P-FMG	(where y=6-7)	1 Under	1-2	4/5	N	1,2
Milbank	125	U513y-O-125S-FMG	(where y=6-7)	1 Under	1-2	4/5	N	1,2
Milbank	125	U8435-XL-TG-HSP		1 Over	1	4/5	N	1,2
Milbank	125	UAP3505-XL-TG-HSP		1 Ov/Un	1	5	Y	3,3a AI
Milbank	125	UAP3506-XL-TG-HSP		3 Ov/Un	1	7	Y	4 AI
Milbank	125	UAP8435-XL-TG-HSP		1 Ov/Un	1	4/5	N	1,2 AI
Milbank	150	U123y-X-HSP	(where y=2-6)	1 Ov/Un	2-6	4/5	N	1,2



Revised:

5/22/2009

PARTICIPANTS

SUBJECT

PAGE

FPL, PEF, TECO
& Gulf

APPROVED METERING EQUIPMENT ENCLOSURE LIST

7 of 12

Self-Contained Units – Before Purchase, Please Contact your Utility Representative

Manufacturer	Amp Rating	Catalog Number (* - any number or letter)	Phase	Over/Under	# Pos	# Term	Bypass Y/N	Configuration (AL=Aluminium)
Milbank	150	U3312-XL-TG-HSP	1	Ov/Un	1	4/5	N	1,2
Milbank	150	U513y-O-150P-FMG (where y=6-7)	1	Under	1-2	4/5	N	1,2
Milbank	150	U513y-O-150S-FMG (where y=6-7)	1	Under	1-2	4/5	N	1,2
Milbank	150	UAP123y-X-HSP (where y=2-3)	1	Ov/Un	2-3	4/5	N	1,2 AI
Milbank	200	U125y-X-HSP (where y=2-6)	1	Ov/Un	2-6	4/5	Y	1,2
Milbank	200	U1980-O-HSP	1	Under	1	4/5	N	1,2
Milbank	200	U273y-XT-HSP (where y=2-6)	3	Ov/Un	2-6	7	Y	4
Milbank	200	U286y-X-HSP (where y=2-6)	1	Ov/Un	2-6	4/5	N	1,2
Milbank	200	U287y-XT-HSP (where y=2-6)	1	Ov/Un	2-6	5	Y	3,3a
Milbank	200	U3296-X-HSP	1	Ov/Un	1	5	Y	3,3a
Milbank	200	U3306-X-HSP	3	Ov/Un	1	7	Y	4
Milbank	200	U3850-XL-TG-HSP-PL	1	Ov/Un	1	4/5	N	1,2
Milbank	200	U5136-O-yyy-FMG (where yyy=41,55,75,332,552)	1	Under	1	4/5	N	1,2
Milbank	200	U5137-O-yyy-FMG (where yyy=41,55,75,332,552)	1	Under	2	4/5	N	1,2
Milbank	200	U513y-O-200P-FMG (where y=6-7)	1	Under	1-2	4/5	N	1,2
Milbank	200	U513y-O-200S-FMG (where y=6-7)	1	Under	1-2	4/5	N	1,2
Milbank	200	U513y-O-FMG (where y=6-7)	1	Under	1-2	4/5	N	1,2
Milbank	200	U7021-RL-TG-HSP	1	Over	1	4/5	N	1,2
Milbank	200	U7040-O-TG-HSP	1	Under	1	4	N	1,2
Milbank	200	U7040-XL-TG-HSP	1	Ov/Un	1	4/5	N	1,2
Milbank	200	U7043-XL-TG	1	Ov/Un	1	4/5	N	1,2
Milbank	200	U9550-RRL-QG-HSP	1	Over	1	5	Y	3,3a
Milbank	200	U9551-X-QG-HSP	1	Ov/Un	1	5	Y	3,3a
Milbank	200	U9700-RRL-QG-HSP	3	Over	1	7	Y	4
Milbank	200	U9701-X-QG-HSP	3	Ov/Un	1	7	Y	4
Milbank	200	U9801-X-QG -HSP	1	Ov/Un	1	4	Y	1,2
Milbank	200	UAP125y-X-HSP (where y=2-6)	1	Ov/Un	2-6	4/5	Y	1,2 AI
Milbank	200	UAP1980-O-HSP	1	Under	1	4/5	N	1,2 AI
Milbank	200	UAP3296-X-HSP	1	Ov/Un	1	5	Y	3,3a AI
Milbank	200	UAP3306-X-HSP	3	Ov/Un	1	7	Y	4 AI
Milbank	200	UAP5024-XL-FMG	1	Ov/Un	1	4/5	N	1,2 AI
Milbank	200	UAP7021-RL-TG-HSP	1	Over	1	4/5	N	1,2 AI
Milbank	200	UAP7040-O-TG-HSP	1	Under	1	4/5	N	1,2 AI
Milbank	200	UAP7040-XL-TG-HSP	1	Ov/Un	1	4/5	N	1,2 AI
Milbank	200	UAP9550-RRL-QG-HSP	1	Over	1	5	Y	3,3a AI
Milbank	200	UAP9551-X-QG-HSP	1	Ov/Un	1	5	Y	3,3a AI
Milbank	200	UAP9700-RRL-QG-HSP	3	Over	1	7	Y	4 AI
Milbank	200	UAP9701-X-QG-HSP	3	Ov/Un	1	7	Y	4 AI
Milbank	400	U2120-O-HSP	3	Under	1	7	Y	4
Milbank	400	U2124-O-HSP	1	Under	1	4/5	Y	4
Milbank	400	U3313-X-HSP	1	Ov/Un	1	5	Y	3,3a
Milbank	400	U3566-X-HSP	3	Ov/Un	1	7	Y	4
Milbank	400	U3949-X-HSP	1	Over	1	5	Y	3,3a
Milbank	400	UAP2124-O-HSP	1	Under	1	4/5	Y	4 AI
Milbank	400	UAP3313-X-HSP	1	Ov/Un	1	5	Y	3,3a AI
Milbank	400	UAP3566-X-HSP	3	Ov/Un	1	7	Y	4 AI



Revised:

5/22/2009

PARTICIPANTS

SUBJECT

PAGE

FPL, PEF, TECO
& Gulf

APPROVED METERING EQUIPMENT ENCLOSURE LIST

8 of 12

Self-Contained Units – Before Purchase, Please Contact your Utility Representative

Manufacturer	Amp Rating	Catalog Number (* - any number or letter)	Phase	Over/Under	# Pos	# Term	Bypass Y/N	Configuration (AL=Aluminium)
Milbank	400	UAP3949-X-HSP	1	Over	1	5	Y	3,3a Al
Milbank	600	U4664-XT-9507 (Ridged Lugs) TECO ONLY	1	Ov/Un	1	4/5	Y	5a
Milbank	600	U4667-X-8528 (Req. Ridged Lugs) FPL & PEF ONLY	3	Ov/Un	1	7	Y	5
Milbank	600	U4667-XT-9526(Requires Ridged Lugs)	3	Ov/Un	1	7	Y	5
Milbank	600	UA4667-X-8529 (Req. Ridged Lugs) FPL & PEF ONLY	3	Ov/Un	1	7	Y	5 Al
Milbank	600	UA4667-XT-9527(Requires Ridged Lugs)	3	Ov/Un	1	7	Y	5 Al
Murray	100	RJ103AXF	1	Over	1	4	N	1
Murray	125	DCx31WN (where x=2-6)	1	Under	2-6	4/5	N	1,2
Murray	125	DCx41WN (where x=3-6)	3	Under	3-6	4/5	N	1,2
Murray	125	DLx41W7 (where x=1-4)	3	Under	1-4	7	Y	4
Murray	125	JA1224B1125	1	Ov/Un	1	4/5	N	1,2
Murray	125	MPxx11RJ (where xx=22, 33, 44, 45, 46, 65, 66)	1	Ov/Un	2-6	4/5	N	1,2
Murray	150	JA0408B1150T or RT	1	Ov/Un	1	4	N	1
Murray	150	JA0816B1150CT or RCT	1	Ov/Un	1	4	N	1
Murray	150	JA0816B1150TH	1	Ov/Un	1	4/5	N	1,2
Murray	150	JA2040B1150	1	Ov/Un	1	4/5	N	1,2
Murray	150	JA2040B1150RC	1	Ov/Un	1	4	N	1
Murray	150	JA204LS	1	Ov/Un	1	4/5	N	1,2
Murray	150	JC0202B1150	1	Ov/Un	1	4/5	N	1,2
Murray	200	DCx32WN (where x=2-4)	1	Under	2-4	4/5	N	1,2
Murray	200	DLx32W4 (where x=1-4)	1	Ov/Un	1-4	4	Y	3,3a
Murray	200	DLx42W5 (where x=1-4)	1	Under	1-4	5	Y	3,3a
Murray	200	DLx42W7 (where x=1-4)	3	Under	1-4	7	Y	4
Murray	200	JA0408B1200T or RT	1	Ov/Un	1	4	N	1
Murray	200	JA0606L1200R or RA	1	Ov/Un	1	4	N	1
Murray	200	JA0816B1200CT or RCT	1	Ov/Un	1	4	N	1
Murray	200	JA0816B1200TH	1	Ov/Un	1	4/5	N	1,2
Murray	200	JA2040B1200	1	Ov/Un	1	4/5	N	1,2
Murray	200	JA2040B1200RC	1	Ov/Un	1	4	N	1
Murray	200	JA204TS	1	Ov/Un	1	4/5	N	1,2
Murray	200	JC0202B1200	1	Ov/Un	1	4/5	N	1,2
Murray	200	JC0406L1200H	1	Ov/Un	1	4/5	N	1,2
Murray	200	MPxx12RJ (where xx=42, 43, 44, 65, 66)	1	Ov/Un	2-6	4/5	N	1,2
Murray	200	RB103AR	1	Ov/Un	1	4/5	N	1,2
Murray	200	RH173CRF	1	Ov/Un	1	5	Y	3,3a
Murray	200	RH173GRF	3	Ov/Un	1	7	Y	4
Murray	200	RS103AVF	1	Under	1	4/5	N	1,2
Murray	200	RS103AXF	1	Over	1	4	N	1
Murray	225	DL245BCW5	1	Under	4	5	Y	3,3a
Murray	225	DL442xxW5 (where x=BC, CA)	1	Under	4	5	Y	3,3a
Murray	225	DLx35W4 (where x=1-4)	1	Ov/Un	1-4	4	Y	3,3a
Murray	225	DLx45W5 (where x=1-4)	1	Under	1-4	5	Y	3,3a
Murray	320	DL133W4	1	Under	1	4	y	1
Murray	320	DL143W5	1	Ov/Un	1	5	Y	3,3a
Murray	320	DL143W7	3	Ov/Un	3	7	Y	4
Murray	400	JA0816B1350RLTM	1	Ov/Un	1	4/5	Y	1,2



Revised:

5/22/2009

PARTICIPANTS

SUBJECT

PAGE

FPL, PEF, TECO
& Gulf

APPROVED METERING EQUIPMENT ENCLOSURE LIST

9 of 12

Self-Contained Units – Before Purchase, Please Contact your Utility Representative

Manufacturer	Amp Rating	Catalog Number (* - any number or letter)	Phase	Over/Under	# Pos	# Term	Bypass Y/N	Configuration (AL=Aluminium)
Murray	400	JA0816B1400RLTM	1	Ov/Un	1	4/5	Y	1,2
Murray	400	JC0404L1400RLM	1	Ov/Un	1	4/5	Y	1,2
Murray	400	JC0408B1400RLTM	1	Ov/Un	1	4/5	Y	1,2
Murray	400	RK78061 (Requires Ridged Lugs) FPL ONLY	3	Ov/Un	1	7	Y	5
Siemens	125	MC1224B1125	1	Ov/Un	1	4/5	N	1,2
Siemens	125	SPxx11RJ (where xx=22, 33, 44, 45, 46, 65, 66)	1	Ov/Un	2-6	4/5	N	1,2
Siemens	125	SUAT111-OGF	1	Over	1	4	N	1
Siemens	125	W3MMx (where x=1-4)	3	Under	1-4	7	Y	4
Siemens	125	WMM34URNJ	3	Under	3	4/5	N	1,2
Siemens	125	WMM44xxURNJ (where xx=AB,BC, or CA)	3	Under	4	4/5	N	1,2
Siemens	125	WMM54xxURNJ (where xx=AB,BC, or CA)	3	Under	5	4/5	N	1,2
Siemens	125	WMM64URNJ	3	Under	6	4/5	N	1,2
Siemens	125	WMMxURNJ (where x=2-6)	1	Under	2-6	4/5	N	1,2
Siemens	150	MC0408B1150T or RT	1	Ov/Un	1	4	N	1
Siemens	150	MC0408MB1150T	1	Ov/Un	1	4/5	N	1,2
Siemens	150	MC0816B1150CT or RCT	1	Ov/Un	1	4	N	1
Siemens	150	MC2040B1150RC	1	Ov/Un	1	4	N	1
Siemens	150	MC0816B1150TH	1	Ov/Un	1	4/5	N	1,2
Siemens	150	MC2040B1150	1	Ov/Un	1	4/5	N	1,2
Siemens	150	MM0202B1150	1	Ov/Un	1	4/5	N	1,2 St
Siemens	200	MC0408B1200T or RT	1	Ov/Un	1	4	N	1
Siemens	200	MC0606L1200R	1	Ov/Un	1	4	N	1
Siemens	200	MC0306L1200RA	1	Ov/Un	1	4	N	1
Siemens	200	MC0816B1200CT or RCT	1	Ov/Un	1	4	N	1
Siemens	200	MC2040B1200RC	1	Ov/Un	1	4	N	1
Siemens	200	MC0408MB1200T	1	Ov/Un	1	4/5	N	1,2
Siemens	200	MC0816B1200TH	1	Ov/Un	1	4/5	N	1,2
Siemens	200	MC2040B1200	1	Ov/Un	1	4/5	N	1,2
Siemens	200	MM0202B1200	1	Ov/Un	1	4/5	N	1,2 St
Siemens	200	MM0406L1200H	1	Ov/Un	1	4/5	N	1,2
Siemens	200	S40405-015F	1	Ov/Un	1	5	Y	3,3a
Siemens	200	S40407-015F	3	Ov/Un	1	7	Y	4
Siemens	200	SPxx12RJ (where xx=42, 43, 44, 65, 66)	1	Ov/Un	2-6	4/5	N	1,2
Siemens	200	SUAT317-OGF	1	Over	1	4	N	1
Siemens	200	SUAT417-PGF	1	Under	1	4/5	N	1,2
Siemens	200	SUAT417-XGF	1	Ov/Un	1	4/5	N	1,2
Siemens	200	W1MMx200 (where x=1-4)	1	Ov/Un	1-4	4	Y	3,3a
Siemens	200	W2MMx200 (where x=1 or 3)	1	Under	1,3	5	Y	3,3a
Siemens	200	W2MMxAB200 (where x=2 or 4)	1	Under	2,4	5	Y	3,3a
Siemens	200	W3MMx200 (where x=1-4)	3	Under	1-4	7	Y	4
Siemens	200	WMM24AB2URNJ	1	Ov/Un	2	4/5	N	1,2
Siemens	200	WMM342URNJ	3	Ov/Un	3	4/5	N	1,2
Siemens	200	WMM44xx2URNJ (where xx=AB,BC, or CA)	1	Under	4	4/5	N	1,2
Siemens	200	WMM54xx2URNJ (where xx=AB,BC, or CA)	1	Under	5	4/5	N	1,2
Siemens	200	WMMx2URNJ (where x=2-4)	1	Under	2-4	4/5	N	1,2
Siemens	225	W1MMx225U (where x=1-4)	1	Ov/Un	1-4	4	Y	3,3a



Revised:

5/22/2009

PARTICIPANTS

SUBJECT

PAGE


FPL, PEF, TECO
& Gulf

APPROVED METERING EQUIPMENT ENCLOSURE LIST

10 of 12

Self-Contained Units – Before Purchase, Please Contact your Utility Representative

Manufacturer	Amp Rating	Catalog Number (* - any number or letter)	Over/Under Phase	# Pos	# Term	Bypass Y/N	Configuration (AL=Aluminium)
Siemens	225	W2MM2xx225U (where xx=AB, BC)	1 Under	4	5	Y	3,3a
Siemens	225	W2MM4xx225U (where xx=AB, BC, CA)	1 Under	4	5	Y	3,3a
Siemens	225	W2MMx225U (where x=1 or 3)	1 Under	1,3	5	Y	3,3a
Siemens	400	MC0408B1400RLTM	1 Ov/Un	1	4/5	Y	1,2
Siemens	400	MC0816B1350RLTM	1 Ov/Un	1	4/5	Y	1,2
Siemens	400	MC0816B1400RLTM	1 Ov/Un	1	4/5	Y	1,2
Siemens	400	MM0404L1400RLM	1 Ov/Un	1	4/5	Y	1,2
Siemens	400	S9817-8061 (Requires Ridged Lugs) FPL ONLY	3 Ov/Un	1	7	Y	5
Siemens	400	S9817-8062 (Requires Ridged Lugs) FPL ONLY	3 Ov/Un	1	7	Y	5a
Siemens	400	W1MM1400	1 Under	1	4	y	1
Siemens	400	W2MM1400AB	1 Ov/Un	1	5	Y	3,3a
Siemens	400	W1MM2400	1 Under	2	5	Y	3,3a
Siemens	400	W2MM2400AB	1 Under	2	5	Y	3,3a
Siemens	400	W3MM1400	3 Ov/Un	3	7	Y	4
Siemens	400	W3MM2400	3 Under	2	7	Y	4
Square D	100	UTZ-6R1131C-FLSQD	1 Ov/Un	6	4/5	N	1,2
Square D	100	UTZ-xR1121C-FLSQD (where x=2-5)	1 Ov/Un	2-5	4/5	N	1,2
Square D	125	EZMR11y125 (where y=3-6)	1 Mtr Ctr	3-6	5	N	1,2
Square D	125	EZMR11y125CU (where y=3-6)	1 Mtr Ctr	3-6	5	N	1,2
Square D	125	EZMR11y125X (where y=3-6)	1 Mtr Ctr	3-6	5	N	1,2
Square D	125	EZMR31y125 (where y=3-5)	1 Mtr Ctr	3-5	5	N	1,2
Square D	125	EZMR31y125CU (where y=3-5)	1 Mtr Ctr	3-5	5	N	1,2
Square D	125	EZMR31y125X (where y=3-5)	1 Mtr Ctr	3	5	N	1,2
Square D	125	MPRyy125 (where yy=22,33,44,55,66)	1 Ov/Un	2-6	5	N	1,2
Square D	125	UATZ-RS101C-FLSQD	1 Ov/Un	1	4/5	N	1,2 AI
Square D	125	UTZ-RS101C-FLSQD	1 Ov/Un	1	4/5	N	1,2
Square D	150	QC816F150C	1 Ov/Un	1	4/5	N	1,2
Square D	150	RC816F150C	1 Ov/Un	1	4/5	N	1,2
Square D	200	EZML11y200 (where y=1-4)	1 Mtr Ctr	1-4	5	Y	1,2
Square D	200	EZML31y200 (where y=2-4)	1 Mtr Ctr	2-4	5	Y	3a
Square D	200	EZML33y200 (where y=1-4)	3 Mtr Ctr	1	7	Y	4
Square D	200	EZMR11y200 (where y=2-4)	1 Mtr Ctr	2-4	5	N	1,2
Square D	200	EZMR11y200CU (where y=2-4)	1 Mtr Ctr	2	5	N	1,2
Square D	200	EZMR11y200X (where y=2-4)	1 Mtr Ctr	2	5	N	1,2
Square D	200	MPLYy200 (where yy=32,43,64)	1 Ov/Un	2-4	5	Y	3
Square D	200	MPR4y200 (where y=2-3)	1 Ov/Un	2-3	5	N	1,2
Square D	200	MPR64200	1 Ov/Un	4	5	N	1,2
Square D	200	MPR8y200 (where y=5-6)	1 Ov/Un	5-6	5	N	1,2
Square D	200	QC12L200C	1 Ov/Un	1	4/5	N	1,2
Square D	200	QC2442M200C	1 Ov/Un	1	4/5	Y/N	1,2
Square D	200	QC816F200C	1 Ov/Un	1	4/5	N	1,2
Square D	200	RC12L200C	1 Ov/Un	1	4/5	N	1,2
Square D	200	RC200S	1 Ov/Un	1	4/5	N	1,2
Square D	200	RC2040M200C	1 Ov/Un	1	4/5	N	1,2
Square D	200	RC816F200C	1 Ov/Un	1	4/5	N	1,2
Square D	200	UAT-H4203x-FLSQD (where x=B or T)	1 Over	1	4	Y	1 AI



Revised:

5/22/2009

PARTICIPANTS

SUBJECT

PAGE

FPL, PEF, TECO
& Gulf

APPROVED METERING EQUIPMENT ENCLOSURE LIST

11 of 12

Self-Contained Units – Before Purchase, Please Contact your Utility Representative

Manufacturer	Amp Rating	Catalog Number (* - any number or letter)		Phase	Over/Under	# Pos	# Term	Bypass Y/N	Configuration (AL=Aluminium)
Square D	200	UAT-H4213x-FLSQD	(where x=C or U)	1	Ov/Un	1	4	Y	1 AI
Square D	200	UAT-H5203x-FLSQD	(where x=B or T)	1	Over	1	5	Y	3,3a AI
Square D	200	UAT-H5213x-FLSQD	(where x=C or U)	1	Ov/Un	1	5	Y	3,3a AI
Square D	200	UAT-H7203x-FLSQD	(where x=B or T)	3	Over	1	7	Y	4 AI
Square D	200	UAT-H7213x-FLSQD	(where x=C or U)	3	Ov/Un	1	7	Y	4 AI
Square D	200	UAT-RS202B-FLSQD		1	Over	1	4/5	N	1,2 AI
Square D	200	UAT-RS212C-FLSQD		1	Ov/Un	1	4/5	N	1,2 AI
Square D	200	UAT-RS213A-FLSQD		1	Under	1	4/5	N	1,2 AI
Square D	200	UAT-RS213C-FLSQD		1	Ov/Un	1	4/5	N	1,2 AI
Square D	200	UAT-RS223A-FLSQD		1	Under	1	4/5	N	1,2 AI
Square D	200	UT-4R2352U-FLSQD		1	Ov/Un	4	4/5	N	1,2
Square D	200	UT-H4203x-FLSQD	(where x=B or T)	1	Over	1	4	Y	1
Square D	200	UT-H4213x-FLSQD	(where x=C or U)	1	Ov/Un	1	4	Y	1
Square D	200	UT-H5203x-FLSQD	(where x=B or T)	1	Over	1	5	Y	3,3a
Square D	200	UT-H5213x-FLSQD	(where x=C or U)	1	Ov/Un	1	5	Y	3,3a
Square D	200	UT-H7203x-FLSQD	(where x=B or T)	3	Over	1	7	Y	4
Square D	200	UT-H7213x-FLSQD	(where x=C or U)	3	Ov/Un	1	7	Y	4
Square D	200	UT-RS202B-FLSQD		1	Over	1	4/5	N	1,2
Square D	200	UT-RS212C-FLSQD		1	Ov/Un	1	4/5	N	1,2
Square D	200	UT-RS213A-FLSQD		1	Under	1	4/5	N	1,2
Square D	200	UT-RS213C-FLSQD		1	Ov/Un	1	4/5	N	1,2
Square D	200	UT-RS223A-FLSQD		1	Under	1	4/5	N	1,2
Square D	200	UT-xR2332U-FLSQD	(where x=2-3)	1	Ov/Un	2-3	4/5	N	1,2
Square D	200	UT-xR2392UU-FLSQD	(where x=5-6)	1	Ov/Un	5-6	4/5	N	1,2
Square D	225	EZML11x225	(where x=1-4)	1	Mtr Ctr	1-4	5	Y	1,2
Square D	225	EZML31x225	(where x=2-4)	1	Mtr Ctr	2-4	5	Y	3a
Square D	225	EZML33x225	(where x=1-4)	3	Mtr Ctr	1	7	Y	4
Square D	225	EZMR11x200X	(where x=2-4)	1	Mtr Ctr	2	5	N	1,2
Square D	225	EZMR11x225	(where x=2-5)	1	Mtr Ctr	2-5	5	N	1,2
Square D	225	EZMR11x225CU	(where x=2-5)	1	Mtr Ctr	2-5	5	N	1,2
Square D	225	EZMR31x225	(where x=2-5)	1	Mtr Ctr	2-5	5	N	1,2
Square D	250	RC2M200S		1	Ov/Un	1	4/5	N	1,2
Square D	300	SU3040D300L	(with Red Dot retrofit label)	1	Under	1	4/5	Y	3
Square D	320	1008836SQD		1	Ov/Un	1	4	Y	1
Square D	320	1008837SQD		1	Ov/Un	1	4	Y	1 AI
Square D	320	UAT-H4300T-FLSQD		1	Over	1	4	Y	1 AI
Square D	320	UAT-H5300T-FLSQD		1	Over	1	5	Y	3,3a AI
Square D	320	UAT-H5330U-FLSQD		1	Ov/Un	1	5	Y	3,3a AI
Square D	320	UAT-H7300T-FLSQD		3	Over	1	7	Y	4 AI
Square D	320	UAT-H7330U-FLSQD		3	Ov/Un	1	7	Y	4 AI
Square D	320	UT-H4300T-FLSQD		1	Over	1	4	Y	1
Square D	320	UT-H5300T-FLSQD		1	Over	1	5	Y	3,3a
Square D	320	UT-H5330U-FLSQD		1	Ov/Un	1	5	Y	3,3a
Square D	320	UT-H7300T-FLSQD		3	Over	1	7	Y	4
Square D	320	UT-H7330U-FLSQD		3	Ov/Un	1	7	Y	4
Square D	400	CU12L400L	(with Red Dot retrofit label)	1	Under	1	4/5	Y	3



Revised:

5/22/2009

PARTICIPANTS

SUBJECT

FPL, PEF, TECO
& Gulf

APPROVED METERING EQUIPMENT ENCLOSURE LIST

PAGE

12 of 12

Self-Contained Units – Before Purchase, Please Contact your Utility Representative

Manufacturer	Amp Rating (* - any number or letter)	Catalog Number		Over/Phase	# Under	# Pos	# Term	Bypass Y/N	Configuration (AL=Aluminium)
Square D	400	EZML31y400	(where y=1-2)	1	Mtr Ctr	1-2	5	Y	3a
Square D	400	EZML33y400	(where y=1-2)	3	Mtr Ctr	1-2	7	Y	4
Square D	400	QU12L400SL		1	Under	1	4/5	Y	3
Square D	400	QU816D400SL		1	Under	1	4/5	Y	3
Square D	400	SU3040D400L	(with Red Dot retrofit label)	1	Under	1	4/5	Y	3