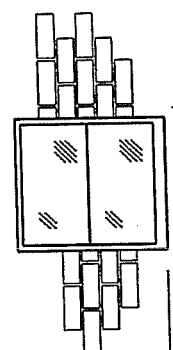
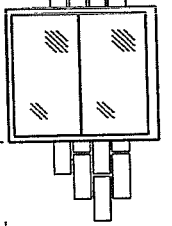


VENT INTAKE OR EXHAUST



15'-0"

B
(SEE TABLE 1)



5'-0"

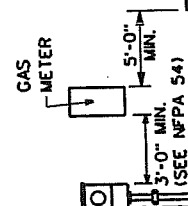
FUEL OIL, GAS OR LP TANK

GENERATOR

SEE NOTE 14

SEE NOTE 13

OIL FILLED EQUIPMENT



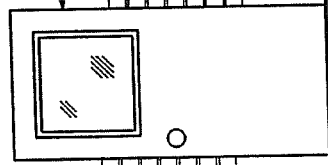
SEE NOTE 16

GAS METER

5'-0" MIN.

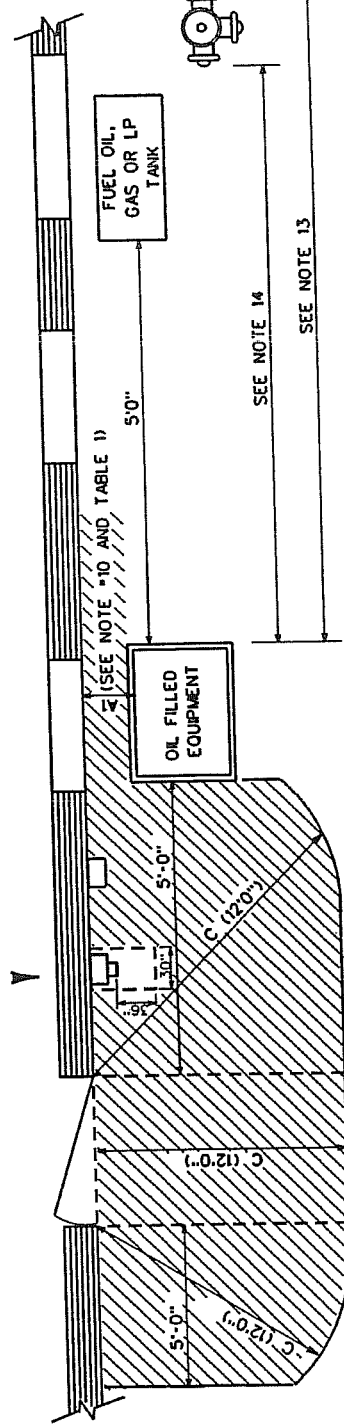
3'-0" MIN. (SEE NFPA 54)

5'-0" (SEE NOTE #3)



12'-0"

ELEVATION



(SEE NOTE #10 AND TABLE 1)

5'-0"

SEE NOTE 14

SEE NOTE 13

FUEL OIL, GAS OR LP TANK

GENERATOR

OIL FILLED EQUIPMENT

PLAN VIEW

OIL FILLED EQUIPMENT CANNOT BE IN SHADED AREA (SEE NOTE 9)

SEE NOTES ON PAGE 2 OF 2

◀ DENOTES LATEST REVISION

GR&S 3-22

NO.	CK'D	DATE	REVISION
6			
5	RAG	3-19-09	ADD NOTE 16, NFPA 54 & DIMENSIONS AROUND METER CAN
4	RAG	5-17-07	REV. GAS METER, ADDED NOTES 9, 13, 14 & GENERATOR
3	REM	11-4-04	SPLIT INTO (2) SPEC'S, REMOVED METER OFF FUEL TANK

LOCATION OF OIL FILLED PAD-MOUNTED EQUIPMENT

MGR: STD'S
 APPR. DATE: 3-19-09
 SUPERSEDES: 1-17/5-17-07

1-17, PAGE 1 OF 2