

(Energy-Efficiency Tips, continued)

Hot and Cold Water Systems

- Set thermostat(s) at 110 degrees or to any code requirement.
- Inspect the water-supply system periodically and repair any leaks, including faucets.
- Inspect insulation on storage tanks and repair or replace as needed.
- Add insulation to storage tanks and hot water lines.
- Use flow restrictors and water-saving showerheads.
- Tampa Electric's Water Heating program offers rebates when you install a high-efficiency water heating system.



Miscellaneous

- Turn off machines when not needed.
- Avoid simultaneous startup of equipment to minimize peak kilowatt demand.
- When replacing worn and defective motors, use motors sized as close to the load as possible, and specify high-efficiency motors.
- Review startup and shutdown procedures with employees to ensure equipment is not started before needed or left on longer than necessary.

Earn a Tampa Electric rebate with our Variable Frequency Drive and Motor Controls program when you install a variable frequency drive (VFD), variable speed drive (VSD) or other motor control that meets our specifications. This will help maximize your production efficiency and reduce your electricity use.

Learn more about Tampa Electric's energy-saving programs, specific guidelines and complete rebate applications at TampaElectric.com/BizSave.

Join with us to reduce your energy costs.
Learn more at TampaElectric.com/BizSave
or call us at **813-275-3909** weekdays
from 8 a.m. to 5 p.m.

Energy-efficiency tips for your business's bottom line.

**Schedule an energy audit
and save.**

TampaElectric.com/BizSave



ENERGY-EFFICIENCY TIPS FOR OUR BUSINESS CUSTOMERS

Being a wise energy consumer is good for the environment and your bottom line.


Heating and Cooling

- Heat and cool only in frequently used spaces.
- Set thermostats to lowest comfortable setting for heating (68 degrees); the highest for cooling (76 degrees).
- Reduce internal heat generation as much as possible during cooling season.
- Install locking covers on all accessible thermostats to avoid tampering.
- Minimize the use of strip heating. Disconnect if in excess of 2 kilowatt (kW) per ton of A/C.
- Consider installing programmable thermostats that can shut down heating, A/C and ventilating equipment during unoccupied periods.
- Replace air filters monthly.
- Turn off all non-critical exhaust fans.
- When using an exhaust hood in food preparation, add control or gravity dampers to keep exhaust duct closed when it is not in operation.
- Sign up for a regularly scheduled systems maintenance program.
- Consider adding controls to shut ventilation system off whenever the building is unoccupied for an extended period of time (i.e., evenings and weekends).
- Make outdoor air dampers as airtight as possible when closed



Schedule a Free Energy Audit today and let our energy experts show you how your business can use energy more efficiently and save on your electric bill.

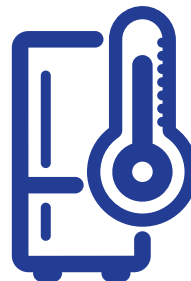
- Turn off lights in all unoccupied rooms.
- Replace incandescent lamps with high-efficiency light-emitting diode lamps (LEDs).
- Retrofit existing fluorescent fixtures with energy-efficient LED fixtures.
- Install occupancy sensors, which detect occupants in a given space, to turn lights on or off. (Good in storage rooms, break rooms, offices, restrooms, corridors, garage and dock areas, etc.)
- Replace or retrofit exit signs with incandescent lamps with LED exit signs. This will reduce energy consumptions and maintenance costs and increase the sign's life to up to 10 years.
- To maintain light levels, establish a maintenance program to change all lamps and clean all fixtures at a predetermined time.
- Control all outside lighting systems with timers or photocells, making sure you adjust them to the changing seasons.



Tampa Electric's conditioned and non-conditioned Lighting and Lighting Occupancy Sensor programs offer rebates for updates to lighting equipment that meets our energy-efficiency standards.

Refrigeration

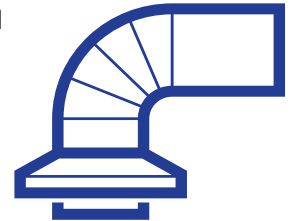
- Consolidate items to enable spare units to be turned off.
- Keep seals and latches in good operating condition.
- Maintain temperatures no colder than necessary.



- Install plastic strip curtains at doors and walk-in units to reduce cooling losses when doors are open.
- Maintain proper refrigerant and adequate product spacing for proper circulation.

Building Envelope

- Install door threshold(s) and weather-stripping.
- Caulk and seal around window and door frames.
- Consider installing awnings, solar film or solar screens.
- Consider verifying and upgrading/installing building insulation.
- Have your ductwork inspected for leaks.
- Have your insulation checked in the attic.
- Install automatic door closers.
- Install plastic strip curtains or an air curtain between conditioned and non-conditioned spaces.



(Continued on reverse)